

BRITISH PARACHUTE ASSOCIATION  
5 Wharf Way  
Glen Parva  
Leicester  
LE2 9TF

SN 2/89

---

S A F E T Y   N O T I C E

PISA have requested that all Invader 370 and 420 Reserve Canopies are modified according to the attached specification.

This modification is to be performed only by Advanced Riggers who are appropriately equipped.

The modification is free to jumpers but repack charges will not be met. Advanced Riggers may claim direct from PISA.

Canopies should be sent direct to main agents Thomas Sports Equipment (Bridlington), Kit Store (Headcorn), or to Advanced Riggers.

These canopies may not be jumped until they have been modified.

The modification does not form part of any Acid/Mesh rectification programme.

Tony Knight  
Chairman Safety and Training Committee

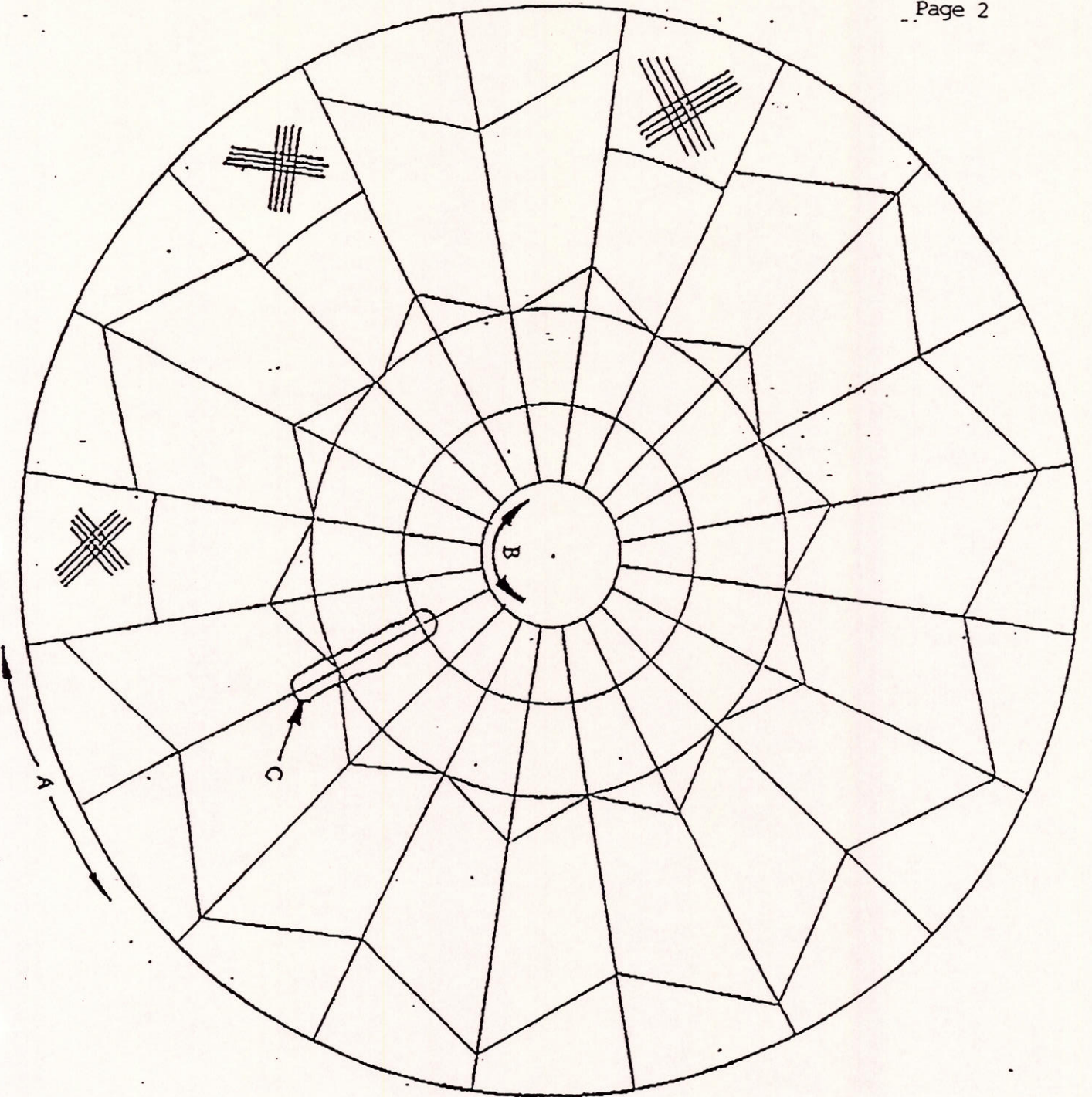
18th January 1989

Distribution

Chairman STC  
Chairman BPA  
All Clubs  
CCI's  
All Riggers

MODIFICATION OF INVADER ROUND RESERVE PARACHUTES

- TYPE: : Mandatory modification
- TIMING: : Immediate - Before next useage
- AFFECTED CANOPIES: : All Invader 370 and 420 Reserve Canopies manufactured prior to November 1988 having Kevlar skirt reinforcing tape.
- IMPLEMENTATION: : 1) In accordance with the Technical Description below and the drawings herewith.
- 2) Approved Riggers to perform modifications with materials supplied free of charge any payment of an amount of USD35.00 to cover direct labour cost.
- 3) Dealers to recall all affected canopies and advise manufacturer to serial numbers to allow for item (2) above and for record keeping purposes.
- TECHNICAL DESCRIPTION: : The integrity of the Parachute is increased through the introduction of an additional external Kevlar reinforcing skirt hand and through the placing of bartacks at the intersection of all main seams and reinforcing bands.



MATERIALS REQUIRED

1. 13mm Type 1 Class 2 MIL - T - 8713 Kevlar tape.
2. Thread - 'E' Thread or equivalent.

INVADER 370R & 420R RETROFIT MODIFICATION

Operation A: Applies to all 370/420R's Double needle stitching of additional Kevlar tape to skirt over existing hem and lines - diaper to be unpicked as required. See diagram A below.

Operation B: Applies to all 370/420R's with Kevlar vents.

Double needle stitching of additional Kevlar tape to vent over the existing hem and lines. See diagram B below.

Operation C: Applies to all 370/420R's Barking of both reinforcing tapes to main seam tapes using a 42 point bartack. Bartacks to overlap the reinforcing tape. Bartacks to be parallel with main seam tapes. See diagram C below.

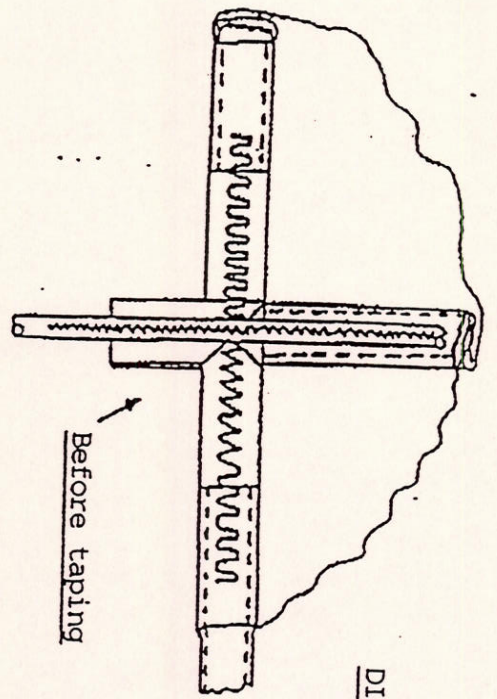


DIAGRAM A

Double needle stitching of additional Kevlar tape to skirt of the reserves. Kevlar tape to be 13mm MIL - T - 87130 SPEC. Type 1 Class 2. 'E' Thread to be used.

NB: Diaper to be unpicked as required to allow fitting of tape.

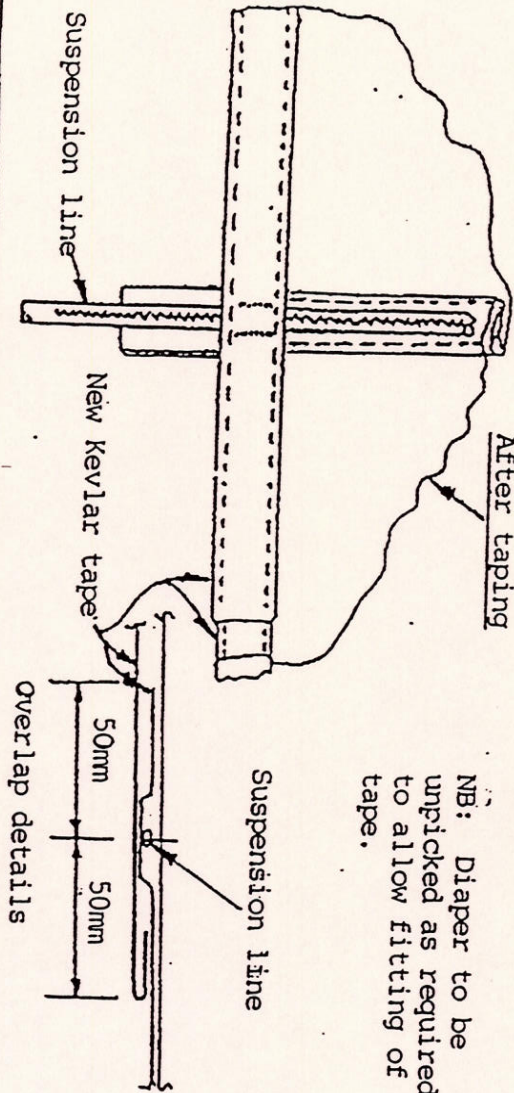


DIAGRAM B (Kevlar vents only)

Double needle stitching of additional Kevlar tape to vent of reserves. Kevlar tape to be 13mm MIL - T - 87130 SPEC. Type 1 Class 2.

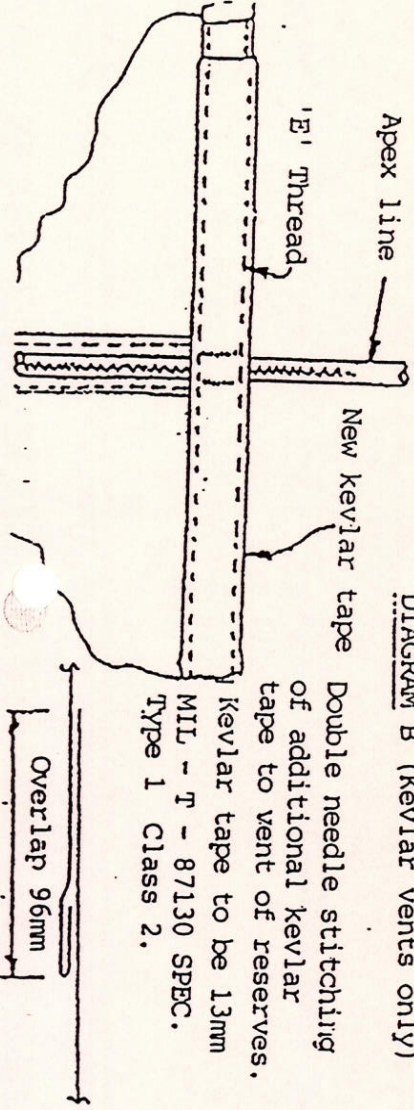


DIAGRAM C

NB: BARRACKS MUST OVERLAP THE REINFORCING TAPES

SKIRT

MAIN SEAM TAPE

APEX

REINFORCING T

REINFORCING T

(20 - 25 mm)